


































Aquami All in Split heat pump

AQS40X1o^[R14] / AQS100T240X13i^[R14]



Device features

							
Environmentally friendly refrigerant R32	Efficient heating	Energy efficiency class at 35°C A+++	Energy efficiency class at 55°C A++	Maximum COP 5,20	Operating range down to -25°C	Supply water temperature of 65°C	Integrated USB port for updates
							
Energy meter	Smart Grid functionality	Twin rotary compressor	Integrated electric heater	Outdoor unit drip tray heater	Compressor crankcase heater	Indoor unit drip tray	Easy installation and maintenance
							
Compact indoor split unit housing	Maximum installation length up to 30m	Silent mode	Built-in Wi-Fi module	Daily operation schedule	Configurable weekly schedules	Vacation mode	Menu in English
							
Multilanguage menu	Integrated temperature sensor	Weather operating modes (climate curve)	2 heating control zones	Dedicated application	Disinfection	DHW circulation pump operation schedules	Maximum leaving water temperature of 60°C (in DHW mode)
							
Integrated DHW tank	Tank of stainless steel	Built-in switching valve					

Notes: DHW – Domestic hot water, LWT – Leaving water temperature
The sound pressure level is measured 1m in front of the unit and (1+H)/2m (where H is the height of the unit) above the floor in semi-anechoic room. During on-site operation sound pressure levels can be higher as a result of ambient noise. Sound pressure level and sound power level reflect the maximum value tested under three conditions specified respectively in notes A7W35, ΔT=5; A7W45, ΔT=5; A7W55 ΔT=8; relative humidity 85%. The figures specified above refer to the following standards: EN14511; EN14825; EN50564; EN12102; (EU) Np. 811/2013; (EU) No. 813/2013; Journal of Laws 2014 / C 207/02: 2014.

Rotenso reserves the right to make changes to its products without prior notice.

Specification indoor unit

Model			AQ5100T240X131 R14		
EAN code			5905567602153		
Operation modes			Heating and cooling		
Leaving water temperature	Surface cooling	°C	5-25		
	Surface heating	°C	25-65		
	DHW (tank)	°C	30-60		
Power supply		V-Hz, Ø	220-240-50, 1f / 380-420-50, 3f		
Rated input / Operating current		W / A	9095 / 13,5		
Sound power level		dB(A)	38		
Electric heater	Power supply	V-Hz, Ø	220-240-50, 1f / 380-420-50, 3f		
	Number of heating stages / Power	pcs. / kW	3 / 9 (3+3+3)		
	Maximum operating current	A	13,3		
Net dimensions		(W×D×H)	600×600×1943		
Gross dimensions		(W×D×H)	653×653×2160		
Net weight / Gross weight		kg	156/171		
Water circuit	Water connections		inch	R1" external	
	Pressure relief valve		MPa	0,3	
	Condensate drain		mm	Ø25	
	Expansion tank	Total volume / Actual volume		l	8 / 4,8
		Maximum pressure / Initial pressure		MPa	0,3 / 0,1
	PHE / plate heat exchanger	Type		PHE / plate heat exchanger	
		Minimum flow		l/min	6
	Water pump head		m	9	
	Water pump head			DC	
	DHW tank	Tank material		Stainless steel 316L	
		Housing material/colour		Polyurethane foam, steel / white	
		Tank capacity		l	240
		Maximum water temperature (disinfection mode)		°C	70
		Insulation thickness		mm	45
Maximum pressure		bar	10		
Refrigerant circuit		Liquid / Gas	Ø9,52 (3/8") / Ø15,9 (5/8")		
Minimal wire pcs and dimension of cords*		pcs × mm ²	5 × 2,5		
Control cables: indoor unit to outdoor unit		pcs × mm ²	2 × 0,75 (shielded cable)		

Specification outdoor unit

Model			AQ540X1o R14
EAN Code			5905567601071
Power supply			220-240-50, 1f
Heating (A7/W35)	Capacity	kW	4,25
	Rated input	kW	0,82
	COP		5,20
Heating (A7/W45)	Capacity	kW	4,35
	Rated input	kW	1,14
	COP		3,80
Heating (A7/W55)	Capacity	kW	4,40
	Rated input	kW	1,49
	COP		2,95
Cooling (A35/W18)	Capacity	kW	4,50
	Rated input	kW	0,81
	EER		5,55
Cooling (A35/W7)	Capacity	kW	4,70
	Rated input	kW	1,36
	EER		3,45
Seasonal energy efficiency LWT 35°C	SCOP ⁽¹⁾		4,85
	Rated heat output	kW	5,5
	Seasonal energy efficiency ratio (η _S)	%	191
	Annual energy consumption	kWh	2351
	Seasonal space heating energy efficiency class ⁽¹⁾		A+++
Seasonal energy efficiency LWT 55°C	SCOP ⁽¹⁾		3,31
	Rated heat output	kW	4,4
	Seasonal energy efficiency ratio (η _S)	%	129,5
	Annual energy consumption	kWh	2742
	Seasonal space heating energy efficiency class ⁽¹⁾		A++
SEER	LWT at 7°C		4,99
	LWT at 8°C		7,77
Minimum rated current of the overcurrent circuit breaker with breaker type		A	B16
Compressor	Type		Twin rotary inverter compressor DC
Fan	Type		Brushless DC motor / BLDC
	Quantity		1
Refrigerant	Type/ GWP		R32 / 675
	Charged (<15m)	kg	1,5
Pipe connections	Liquid / Gas	mm	Ø6,35 (1/4") / Ø15,9 (5/8")
	Minimum installation length	m	2
	Maximum installation length	m	30
	Additional amount of refrigerant for over 15 linear meters	g/m	20
Maximum height difference	Outdoor unit above the indoor unit	m	20
	Outdoor unit below the indoor unit	m	20
Minimal wire pcs and dimension of cords*		pcs × mm ²	3 × 2,5
Control cables: indoor unit to outdoor unit		pcs × mm ²	2 × 0,75 (shielded cable)
Bracket spacing		(W×D)	663×375
Sound pressure level		dB(A)	44
Sound power level			56
Net dimensions		(W×D×H)	1008×426×712
Gross dimensions		(W×D×H)	1065×485×800
Net weight/Gross weight		kg	58/63,5
Operating outdoor temperature	Cooling	°C	-5-43
	Heating	°C	-25-35
	DHW	°C	-25-43

1. Seasonal energy efficiency class measured under average climate conditions

The residual current circuit breaker used to protect the electrical circuit of the appliance shall be selected in view of the electrical regulations in force, assuming that the rated residual current is not greater than I_n: 30mA


























*The above values apply to supply cables with a maximum length of 20mb. If this value is exceeded, an electrical designer should be consulted.

Aquami All in Split heat pump

AQS60X1o^[R14] / AQS100T240X13i^[R14]



Device features

 Environmentally friendly refrigerant R32	 Efficient heating	 Energy efficiency class at 35°C A+++	 Energy efficiency class at 55°C A++	 Maximum COP 5,00	 Operating range down to -25°C	 Supply water temperature of 65°C	 Integrated USB port for updates
 Energy meter	 Smart Grid functionality	 Twin rotary compressor	 Integrated electric heater	 Outdoor unit drip tray heater	 Compressor crankcase heater	 Indoor unit drip tray	 Easy installation and maintenance
 Compact indoor split unit housing	 Maximum installation length up to 30m	 Silent mode	 Built-in Wi-Fi module	 Daily operation schedule	 Configurable weekly schedules	 Vacation mode	 Menu in English
 Multilanguage menu	 Integrated temperature sensor	 Weather operating modes (climate curve)	 2 heating control zones	 Dedicated application	 Disinfection	 DHW circulation pump operation schedules	 Maximum leaving water temperature of 60°C (in DHW mode)
 Integrated DHW tank	 Tank of stainless steel	 Built-in switching valve	<p>Notes: DHW – Domestic hot water, LWT – Leaving water temperature The sound pressure level is measured 1m in front of the unit and (1+H)/2m (where H is the height of the unit) above the floor in semi-anechoic room. During on-site operation sound pressure levels can be higher as a result of ambient noise. Sound pressure level and sound power level reflect the maximum value tested under three conditions specified respectively in notes A7W35, ΔT=5; A7W45, ΔT=5; A7W55, ΔT=8; relative humidity 85%. The figures specified above refer to the following standards: EN14511; EN14825; EN50564; EN12102; (EU) Np. 811/2013; (EU) No. 813/2013; Journal of Laws 2014 / C 207/02: 2014.</p>				

Rotenso reserves the right to make changes to its products without prior notice.

Specification indoor unit

Model			AQ5100T240X13i R14		
EAN code			5905567602153		
Operation modes			Heating and cooling		
Leaving water temperature	Surface cooling	°C	5-25		
	Surface heating	°C	25-65		
	DHW (tank)	°C	30-60		
Power supply		V-Hz, Ø	220-240-50, 1f / 380-420-50, 3f		
Rated input / Operating current		W / A	9095 / 13,5		
Sound power level		dB(A)	38		
Electric heater	Power supply	V-Hz, Ø	220-240-50, 1f / 380-420-50, 3f		
	Number of heating stages / Power	pcs. / kW	3 / 9 (3+3+3)		
	Maximum operating current	A	13,3		
Net dimensions		(W×D×H)	600×600×1943		
Gross dimensions		(W×D×H)	653×653×2160		
Net weight / Gross weight		kg	156/171		
Water circuit	Water connections		inch	R1" external	
	Pressure relief valve		MPa	0,3	
	Condensate drain		mm	Ø25	
	Expansion tank	Total volume / Actual volume		l	8 / 4,8
		Maximum pressure / Initial pressure		MPa	0,3 / 0,1
	PHE / plate heat exchanger	Type		PHE / plate heat exchanger	
		Minimum flow		l/min	6
	Water pump head		m	9	
	Water pump head			DC	
	DHW tank	Tank material		Stainless steel 316L	
		Housing material/colour		Polyurethane foam, steel / white	
		Tank capacity		l	240
		Maximum water temperature (disinfection mode)		°C	70
Insulation thickness		mm	45		
Maximum pressure		bar	10		
Refrigerant circuit		Liquid / Gas	Ø9,52 (3/8") / Ø15,9 (5/8")		
Minimal wire pcs and dimension of cords*		pcs × mm ²	5 × 2,5		
Control cables: indoor unit to outdoor unit		pcs × mm ²	2 × 0,75 (shielded cable)		

Specification outdoor unit

Model			AQ560X1o R14
EAN Code			5905567602054
Power supply			220-240-50, 1f
Heating (A7/W35)	Capacity	kW	6,20
	Rated input	kW	1,24
	COP		5,00
Heating (A7/W45)	Capacity	kW	6,35
	Rated input	kW	1,69
	COP		3,75
Heating (A7/W55)	Capacity	kW	6,00
	Rated input	kW	2,00
	COP		3,00
Cooling (A35/W18)	Capacity	kW	6,55
	Rated input	kW	1,34
	EER		4,90
Cooling (A35/W7)	Capacity	kW	7,00
	Rated input	kW	2,33
	EER		3,00
Seasonal energy efficiency LWT 35°C	SCOP ⁽¹⁾		4,95
	Rated heat output	kW	6,8
	Seasonal energy efficiency ratio (η _S)	%	195
	Annual energy consumption	kWh	2845
Seasonal space heating energy efficiency class ⁽¹⁾			A+++
Seasonal energy efficiency LWT 55°C	SCOP ⁽¹⁾		3,52
	Rated heat output	kW	5,7
	Seasonal energy efficiency ratio (η _S)	%	137,9
	Annual energy consumption	kWh	3343
Seasonal space heating energy efficiency class ⁽¹⁾			A++
SEER	LWT at 7°C		5,34
	LWT at 8°C		8,21
Minimum rated current of the overcurrent circuit breaker with breaker type			A
Compressor			Twin rotary inverter compressor DC
Fan	Type		Brushless DC motor / BLDC
	Quantity		1
Refrigerant	Type/ GWP		R32 / 675
	Charged (<15m)	kg	1,5
		TCO ₂ eq	1,02
Pipe connections	Liquid / Gas	mm	Ø6,35 (1/4") / Ø15,9 (5/8")
	Minimum installation length	m	2
	Maximum installation length	m	30
	Additional amount of refrigerant for over 15 linear meters	g/m	20
Maximum height difference	Outdoor unit above the indoor unit	m	20
	Outdoor unit below the indoor unit	m	20
Minimal wire pcs and dimension of cords*		pcs × mm ²	3 × 2,5
Control cables: indoor unit to outdoor unit		pcs × mm ²	2 × 0,75 (shielded cable)
Bracket spacing		(W×D)	663×375
Sound pressure level		dB(A)	45
Sound power level			58
Net dimensions		(W×D×H)	1008×426×712
Gross dimensions		(W×D×H)	1065×485×800
Net weight/Gross weight		kg	58/63,5
Operating outdoor temperature	Cooling	°C	-5-43
	Heating	°C	-25-35
	DHW	°C	-25-43



1. Seasonal energy efficiency class measured under average climate conditions

The residual current circuit breaker used to protect the electrical circuit of the appliance shall be selected in view of the electrical regulations in force, assuming that the rated residual current is not greater than I_n: 30mA































*The above values apply to supply cables with a maximum length of 20mb. If this value is exceeded, an electrical designer should be consulted.

Aquami All in Split heat pump

AQS80X1o^[R14] / AQS100T240X13i^[R14]



Device features

							
Environmentally friendly refrigerant R32	Efficient heating	Energy efficiency class at 35°C A+++	Energy efficiency class at 55°C A++	Maximum COP 5,20	Operating range down to -25°C	Supply water temperature of 65°C	Integrated USB port for updates
							
Energy meter	Smart Grid functionality	Twin rotary compressor	Integrated electric heater	Outdoor unit drip tray heater	Compressor crankcase heater	Indoor unit drip tray	Easy installation and maintenance
							
Compact indoor split unit housing	Maximum installation length up to 30m	Silent mode	Built-in Wi-Fi module	Daily operation schedule	Configurable weekly schedules	Vacation mode	Menu in English
							
Multilanguage menu	Integrated temperature sensor	Weather operating modes (climate curve)	2 heating control zones	Dedicated application	Disinfection	DHW circulation pump operation schedules	Maximum leaving water temperature of 60°C (in DHW mode)
							
Integrated DHW tank	Tank of stainless steel	Built-in switching valve					

Notes: DHW – Domestic hot water, LWT – Leaving water temperature
The sound pressure level is measured 1m in front of the unit and (1+H)/2m (where H is the height of the unit) above the floor in semi-anechoic room. During on-site operation sound pressure levels can be higher as a result of ambient noise. Sound pressure level and sound power level reflect the maximum value tested under three conditions specified respectively in notes A7W35, ΔT=5; A7W45, ΔT=5; A7W55, ΔT=8; relative humidity 85%. The figures specified above refer to the following standards: EN14511; EN14825; EN50564; EN12102; (EU) Np. 811/2013; (EU) No. 813/2013; Journal of Laws 2014 / C 207/02: 2014.

Rotenso reserves the right to make changes to its products without prior notice.

Specification indoor unit

Model			AQS100T240X13i R14		
EAN code			5905567602153		
Operation modes			Heating and cooling		
Leaving water temperature	Surface cooling	°C	5-25		
	Surface heating	°C	25-65		
	DHW (tank)	°C	30-60		
Power supply		V-Hz, Ø	220-240-50, 1f / 380-420-50, 3f		
Rated input / Operating current		W / A	9095 / 13,5		
Sound power level		dB(A)	38		
Electric heater	Power supply	V-Hz, Ø	220-240-50, 1f / 380-420-50, 3f		
	Number of heating stages / Power	pcs. / kW	3 / 9 (3+3+3)		
	Maximum operating current	A	13,3		
Net dimensions		(W×D×H)	600×600×1943		
Gross dimensions		(W×D×H)	653×653×2160		
Net weight / Gross weight		kg	156/171		
Water circuit	Water connections		inch	R1" external	
	Pressure relief valve		MPa	0,3	
	Condensate drain		mm	Ø25	
	Expansion tank	Total volume / Actual volume		l	8 / 4,8
		Maximum pressure / Initial pressure		MPa	0,3 / 0,1
	PHE / plate heat exchanger	Type		PHE / plate heat exchanger	
		Minimum flow		l/min	6
	Water pump head		m	9	
	Water pump head			DC	
	DHW tank	Tank material		Stainless steel 316L	
		Housing material/colour		Polyurethane foam, steel / white	
		Tank capacity		l	240
		Maximum water temperature (disinfection mode)		°C	70
Insulation thickness		mm	45		
Maximum pressure		bar	10		
Refrigerant circuit		Liquid / Gas	mm	Ø9,52 (3/8") / Ø15,9 (5/8")	
Minimal wire pcs and dimension of cords*		pcs × mm ²	5 × 2,5		
Control cables: indoor unit to outdoor unit		pcs × mm ²	2 × 0,75 (shielded cable)		

Specification outdoor unit

Model			AQS80X1o R14
EAN Code			5905567602061
Power supply			220-240-50, 1f
Heating (A7/W35)	Capacity	kW	8,30
	Rated input	kW	1,60
	COP		5,20
Heating (A7/W45)	Capacity	kW	8,20
	Rated input	kW	2,08
	COP		3,95
Heating (A7/W55)	Capacity	kW	7,50
	Rated input	kW	2,36
	COP		3,18
Cooling (A35/W18)	Capacity	kW	8,40
	Rated input	kW	1,66
	EER		5,05
Cooling (A35/W7)	Capacity	kW	7,40
	Rated input	kW	2,19
	EER		3,38
Seasonal energy efficiency LWT 35°C	SCOP ⁽¹⁾		5,21
	Rated heat output	kW	8,1
	Seasonal energy efficiency ratio (η _S)	%	205,6
	Annual energy consumption	kWh	3218
	Seasonal space heating energy efficiency class ⁽¹⁾		A+++
Seasonal energy efficiency LWT 55°C	SCOP ⁽¹⁾		3,36
	Rated heat output	kW	6,6
	Seasonal energy efficiency ratio (η _S)	%	131,6
	Annual energy consumption	kWh	4054
	Seasonal space heating energy efficiency class ⁽¹⁾		A++
SEER	LWT at 7°C		5,83
	LWT at 8°C		8,95
Minimum rated current of the overcurrent circuit breaker with breaker type		A	B20
Compressor	Type	Twin rotary inverter compressor DC	
Fan	Type	Brushless DC motor / BLDC	
	Quantity	1	
Refrigerant	Type/ GWP	R32 / 675	
	Charged (<15m)	kg	1,65
		TCO ₂ eq	1,11
Pipe connections	Liquid / Gas	mm	Ø9,52 (3/8") / Ø15,9 (5/8")
	Minimum installation length	m	2
	Maximum installation length	m	30
	Additional amount of refrigerant for over 15 linear meters	g/m	38
Maximum height difference	Outdoor unit above the indoor unit	m	20
	Outdoor unit below the indoor unit	m	20
Minimal wire pcs and dimension of cords*		pcs × mm ²	3 × 4
Control cables: indoor unit to outdoor unit		pcs × mm ²	2 × 0,75 (shielded cable)
Bracket spacing		(W×D)	656×456
Sound pressure level		dB(A)	46
Sound power level			59
Net dimensions		(W×D×H)	1118×523×865
Gross dimensions		(W×D×H)	1180×560×890
Net weight/Gross weight		kg	75/89
Operating outdoor temperature	Cooling	°C	-5-43
	Heating	°C	-25-35
	DHW	°C	-25-43


1. Seasonal energy efficiency class measured under average climate conditions

The residual current circuit breaker used to protect the electrical circuit of the appliance shall be selected in view of the electrical regulations in force, assuming that the rated residual current is not greater than 10n: 30mA
 *The above values apply to supply cables with a maximum length of 20mb. If this value is exceeded, an electrical designer should be consulted.





















Reserve the right to make changes to its products without prior notice.

Aquami All in Split heat pump

AQS100X1o^[R14] / AQS100T240X13i^[R14]



Device features

- | | | | | | | | |
|---|--|--|---|--|--|---|--|
| 
Environmentally friendly refrigerant R32 | 
Efficient heating | 
Energy efficiency class at 35°C A+++ | 
Energy efficiency class at 55°C A++ | 
Maximum COP 5,20 | 
Operating range down to -25°C | 
Supply water temperature of 65°C | 
Integrated USB port for updates |
| 
Energy meter | 
Smart Grid functionality | 
Twin rotary compressor | 
Integrated electric heater | 
Outdoor unit drip tray heater | 
Compressor crankcase heater | 
Indoor unit drip tray | 
Easy installation and maintenance |
| 
Compact indoor split unit housing | 
Maximum installation length up to 30m | 
Silent mode | 
Built-in Wi-Fi module | 
Daily operation schedule | 
Configurable weekly schedules | 
Vacation mode | 
Menu in English |
| 
Multilanguage menu | 
Integrated temperature sensor | 
Weather operating modes (climate curve) | 
2 heating control zones | 
Dedicated application | 
Disinfection | 
DHW circulation pump operation schedules | 
Maximum leaving water temperature of 60°C (in DHW mode) |
| 
Integrated DHW tank | 
Tank of stainless steel | 
Built-in switching valve | <p>Notes: DHW – Domestic hot water, LWT – Leaving water temperature
The sound pressure level is measured 1m in front of the unit and (1+H)/2m (where H is the height of the unit) above the floor in semi-anechoic room. During on-site operation sound pressure levels can be higher as a result of ambient noise. Sound pressure level and sound power level reflect the maximum value tested under three conditions specified respectively in notes A7W35, ΔT=5; A7W45, ΔT=5; A7W55, ΔT=8; relative humidity 85%. The figures specified above refer to the following standards: EN14511; EN14825; EN50564; EN12102; (EU) Np. 811/2013; (EU) No. 813/2013; Journal of Laws 2014 / C 207/02: 2014.</p> | | | | |

Rotenso reserves the right to make changes to its products without prior notice.

Specification indoor unit

Model			AQS100T240X131 R14		
EAN code			5905567602153		
Operation modes			Heating and cooling		
Leaving water temperature	Surface cooling	°C	5-25		
	Surface heating	°C	25-65		
	DHW (tank)	°C	30-60		
Power supply		V-Hz, Ø	220-240-50, 1f / 380-420-50, 3f		
Rated input / Operating current		W / A	9095 / 13,5		
Sound power level		dB(A)	38		
Electric heater	Power supply	V-Hz, Ø	220-240-50, 1f / 380-420-50, 3f		
	Number of heating stages / Power	pcs. / kW	3 / 9 (3+3+3)		
	Maximum operating current	A	13,3		
Net dimensions		(WxDxH)	600x600x1943		
Gross dimensions		(WxDxH)	653x653x2160		
Net weight / Gross weight		kg	156/171		
Water circuit	Water connections		inch	R1" external	
	Pressure relief valve		MPa	0,3	
	Condensate drain		mm	Ø25	
	Expansion tank	Total volume / Actual volume		l	8 / 4,8
		Maximum pressure / Initial pressure		MPa	0,3 / 0,1
	PHE / plate heat exchanger	Type		PHE / plate heat exchanger	
		Minimum flow		l/min	6
	Water pump head		m	9	
	Water pump head			DC	
	DHW tank	Tank material		Stainless steel 316L	
		Housing material/colour		Polyurethane foam, steel / white	
		Tank capacity		l	240
		Maximum water temperature (disinfection mode)		°C	70
		Insulation thickness		mm	45
		Maximum pressure		bar	10
Refrigerant circuit		Liquid / Gas	mm	Ø9,52 (3/8") / Ø15,9 (5/8")	
Minimal wire pcs and dimension of cords*		pcs × mm ²	5 × 2,5		
Control cables: indoor unit to outdoor unit		pcs × mm ²	2 × 0,75 (shielded cable)		

Specification outdoor unit

Model			AQS100X1o R14	
EAN Code			5905567602078	
Power supply			220-240-50, 1f	
Heating (A7/W35)	Capacity	kW	10,00	
	Rated input	kW	2,00	
	COP		5,00	
Heating (A7/W45)	Capacity	kW	10,00	
	Rated input	kW	2,63	
	COP		3,80	
Heating (A7/W55)	Capacity	kW	9,50	
	Rated input	kW	3,06	
	COP		3,10	
Cooling (A35/W18)	Capacity	kW	10,00	
	Rated input	kW	2,08	
	EER		4,80	
Cooling (A35/W7)	Capacity	kW	8,20	
	Rated input	kW	2,48	
	EER		3,30	
Seasonal energy efficiency LWT 35°C	SCOP ⁽¹⁾		5,19	
	Rated heat output	kW	9,2	
	Seasonal energy efficiency ratio (η _S)	%	204,8	
	Annual energy consumption	kWh	3644	
Seasonal space heating energy efficiency class ⁽¹⁾			A+++	
Seasonal energy efficiency LWT 55°C	SCOP ⁽¹⁾		3,49	
	Rated heat output	kW	7,7	
	Seasonal energy efficiency ratio (η _S)	%	135,7	
	Annual energy consumption	kWh	4567	
Seasonal space heating energy efficiency class ⁽¹⁾			A++	
SEER	LWT at 7°C		5,98	
	LWT at 8°C		8,78	
Minimum rated current of the overcurrent circuit breaker with breaker type			A	
Compressor		Type	Twin rotary inverter compressor DC	
Fan	Type		Brushless DC motor / BLDC	
	Quantity		1	
Refrigerant	Type/ GWP		R32 / 675	
	Charged (<15m)	kg	5,98	
		TCO ₂ eq		8,78
Pipe connections	Liquid / Gas		mm	19
	Minimum installation length		m	17
	Maximum installation length		m	30
	Additional amount of refrigerant for over 15 linear meters		g/m	38
Maximum height difference	Outdoor unit above the indoor unit		m	20
	Outdoor unit below the indoor unit		m	20
Minimal wire pcs and dimension of cords*		pcs × mm ²	3 × 4	
Control cables: indoor unit to outdoor unit		pcs × mm ²	2 × 0,75 (shielded cable)	
Bracket spacing		(WxD)	656x456	
Sound pressure level		dB(A)	49	
Sound power level			60	
Net dimensions		(WxDxH)	1118x523x865	
Gross dimensions		(WxDxH)	1180x560x890	
Net weight/Gross weight		kg	75/86	
Operating outdoor temperature	Cooling	°C	-5-43	
	Heating	°C	-25-35	
	DHW	°C	-25-43	

1. Seasonal energy efficiency class measured under average climate conditions

The residual current circuit breaker used to protect the electrical circuit of the appliance shall be selected in view of the electrical regulations in force, assuming that the rated residual current is not greater than I_{Δn}: 30mA

*The above values apply to supply cables with a maximum length of 20mb. If this value is exceeded, an electrical designer should be consulted.